

POWERSCREEN® CRUSHING & SCREENING RANGE



www.powerscreen.com



KNOWLEDGE IS POWER

Welcome to the world of Powerscreen.
Proud of our past, excited for our future.

Powerscreen® means different things to different people. For some, it means robust and reliable crushing and screening equipment, designed, built and supported by passionate experts. For others, Powerscreen signifies a vast legacy of experience and knowledge used to develop a safer, more efficient working environment for all.

One of Powerscreen's most important strengths is our Global Dealer Network. 120 companies working tirelessly worldwide to support our customers. From your first machine purchase through to technical support, servicing and provision of spare parts, Powerscreen and our Global Dealer Network are on hand to help.

We are committed to helping you and your business. With industry leading levels of productivity, efficiency, ease of maintenance and inbuilt operational and safety features, our proven range of equipment is designed to maximize our customers return on investment.

We provide and support you with fast access to parts and technical solutions for service issues, and clear, concise, effective customer centered operator and technician training.



Find your local Powerscreen dealer at
www.powerscreen.com

POWERSCREEN CRUSHING RANGE

Jaw Crusher Range

Powerscreen jaw crushers are designed to exceed the primary crushing needs of customers in the mining, quarrying and recycling industries. These machines are amongst the most advanced and reliable in the market and are highly productive in a variety of applications.

MACHINES IN THIS RANGE INCLUDE:

- Metrotrak
- Premiertrak 330
- Premiertrak 420E
- Premiertrak 450
- Premiertrak 600/600E
- Premiertrak 760 (Tier 3 regions only)



Impactor Crusher Range

The Powerscreen Impact crusher range is ideal for shaping applications including making chips, sand, concrete manufacture, and glass recycling. The range includes both horizontal and vertical impact crushers.

MACHINES IN THIS RANGE INCLUDE:

- Trakpactor 230/230SR
- Trakpactor 260/260SR
- Trakpactor 290/290SR
- Trakpactor 320/320SR
- Trakpactor 480/480SR
- Trakpactor 550/550SR



Cone Crusher Range

Powerscreen cone crushers use attrition to crush materials for the production of a cubical end product. They are ideally suited to secondary, tertiary or quaternary applications.

MACHINES IN THIS RANGE INCLUDE:

- 1000 Maxtrak
- 1000SR
- 1000E Maxtrak
- 1150 Maxtrak
- 1300X Maxtrak






JAW RANGE

		
<p>Metrotrak</p> <p>Ideal for: Primary crushing, virgin rock applications, contract crushing</p> <p>Output: 200tph (220 US tph)*</p> <p>Hopper Capacity: 3.6m³ (4.7 cu. yd)</p> <p>Crusher: 900mm x 600mm (35" x 24")</p> <p>Power Unit: Tier 3: John Deere 4045 126kW (169hp) Tier 4F/Stage IV: CAT C4.4 129kW (173hp) Stage V: CAT C4.4 129kW (173hp)</p> <p>Weight: 28,000kg (61,729lbs) - Tier 4F, VGF, Bypass Conveyor, Twin Pole Magnet</p>	<p>Premiertrak 330</p> <p>Ideal for: Primary crushing, virgin rock applications, contract crushing</p> <p>Output: 280tph (308 US tph)*</p> <p>Hopper Capacity: 5m³ (6.5 cu. yd)</p> <p>Crusher: 1000mm x 600mm (39" x 24")</p> <p>Power Unit: Tier 3: John Deere 6068 212kW (284hp) Tier 4F/Stage IV: CAT C7.1 205kW (275hp) Stage V: CAT C7.1 205kW (275hp)</p> <p>Weight: 34,860kg (76,853lbs) - Single Pole Magnet, Hopper Extensions & Bypass Conveyor</p>	<p>Premiertrak 420E</p> <p>Ideal for: Primary crushing, virgin rock applications, contract crushing</p> <p>Output: 420tph (463 US tph)*</p> <p>Hopper Capacity: 9m³ (11.7 cu. yd)</p> <p>Crusher: 1070mm x 760mm (42" x 30")</p> <p>Power Unit (On-Board Generator): Tier 2: Scania DC9 257kW (350hp) Tier 4F/Stage IV: Scania DC9 257kW (350hp) Stage V: Scania DC9 257kW (350hp)</p> <p>Power Unit (Direct Plug In C/W Transport Engine): Tier 3: CAT C4.4 97kW (130hp) Stage V: CAT C4.4 102kW (137hp)</p> <p>Weight: 56,500kg (124,561lbs) - Bypass Conveyor & Magnet</p>
		
<p>Premiertrak 450</p> <p>Ideal for: Primary crushing, virgin rock applications, contract crushing</p> <p>Output: 450tph (504 US tph)</p> <p>Hopper Capacity: 10m³ (13 cu. yd)</p> <p>Crusher: 1100mm x 700mm (44" x 28")</p> <p>Power Unit: (Premiertrak 450) Tier 3: CAT C9.3 230kW (308hp) Tier 4F/Stage V: Scania DC9 202kW (271hp)</p> <p>Weight: 49,162kg (108,383lbs) - VGF, HA Chamber, Standard Hopper, Bypass Conveyor & Single Pole Magnet</p>	<p>Premiertrak 600/600E</p> <p>Ideal for: Large scale operations in quarrying and mining applications</p> <p>Output: 600tph (661 US tph)*</p> <p>Hopper Capacity: 9.3m³ (12.2 cu. yd)</p> <p>Crusher: 1200mm x 820mm (47" x 32")</p> <p>Power Unit: (Premiertrak 600) Tier 3: CAT C13 328kW (440hp) Tier 4F/Stage IV: Scania DC13 331kW (444hp) Stage V: Scania DC13 331kW (444hp)</p> <p>Power Unit: (Premiertrak 600E C/W On-Board Generator) Tier 2: Scania DC13 331kW (444hp) Tier 4F / Stage V: Scania DC13 331kW (444hp)</p> <p>Weight: 68,875kg (151,843lbs) - Premiertrak 600</p>	<p>Premiertrak 760</p> <p>Ideal for: Large scale operations in quarrying and mining applications</p> <p>Output: 750tph (827 US tph)*</p> <p>Hopper Capacity: 10m³ (13 cu. yd)</p> <p>Crusher: 1415mm x 820mm (55" x 32")</p> <p>Power Unit: Tier 3: CAT C13 287kW (385hp)</p> <p>Weight: 83,450kg (183,976lbs) - Bypass Conveyor & Twin Pole Magnet</p>





*Depends on application




IMPACTOR RANGE

		
Trakpactor 230	Trakpactor 230SR	Trakpactor 260
Ideal for: Recycling, demolition, quarrying and aggregate production	Ideal for: Recycling, demolition, quarrying and aggregate production	Ideal for: Recycling, demolition, quarrying and aggregate production
Output: 250tph (275 US tph)* Hopper Capacity: 2.6m ³ (3.4 cu. yd) Crusher: 860mm x 720mm (34" x 28") feed opening Power Unit: Tier 3: John Deere 6068 194kW (260hp) Tier 4F/Stage IV: Volvo D8 210kW (218hp) Stage V: Volvo D8 210kW (281hp) Weight: 24,000kg (52,911lbs) - Tier 4F Standard Unit	Output: 250tph (275 US tph)* Hopper Capacity: 2.6m ³ (3.4 cu. yd) Crusher: 860mm x 720mm (34" x 28") feed opening Power Unit: Tier 3: John Deere 6068 194kW (260hp) Tier 4F/Stage IV: Volvo D8 210kW (281hp) Stage V: Volvo D8 210kW (281hp) Weight: 29,300kg (64,595lbs) - Tier 4F Standard Unit	Output: 250tph (275 US tph)* Hopper Capacity: 2.3m ³ (3 cu. yd) Crusher: 860mm x 610mm (34" x 24") feed opening Power Unit: Tier 3: CAT C7.1 186kW (250hp) Tier 4F/Stage IV: CAT C7.1 205kW (275hp) Stage V: CAT C7.1 205kW (281hp) Weight: 25,750kg (56,769lbs) - Tier 4F Bypass Conveyor & Twin Pole Magnet




	
Trakpactor 260SR	Trakpactor 290
Ideal for: Recycling, demolition, quarrying and aggregate production	Ideal for: Recycling, demolition, quarrying and aggregate production
Output: 250tph (275 US tph)* Hopper Capacity: 2.3m ³ (3 cu. yd) Crusher: 860mm x 610mm (34" x 24") feed opening Power Unit: Tier 3: CAT C7.1 186kW (250hp) Tier 4F/Stage IV: CAT C7.1 205kW (275hp) Stage V: CAT C7.1 205kW (275hp) Weight: 33,950kg (74,847lbs) - Tier 4F Underpan & Twin Pole Magnet	Output: 290tph (320 US tph)* Hopper Capacity: 3.3m ³ (4.3 cu. yd) Crusher: 1030mm x 790mm (41" x 31") feed opening Power Unit: Tier 3: Volvo D8 235kW (315hp) Tier 4F/Stage IV: Volvo D8 235kW (315hp) Stage V: Volvo D8 235kW (315hp) Weight: 28,700kg (63,273lbs) - Tier 4F Standard Unit



IMPACTOR RANGE

			
Trakpactor 290SR	Trakpactor 320	Trakpactor 320SR	Trakpactor 480
Ideal for: Recycling, demolition, quarrying and aggregate production	Ideal for: Recycling, demolition, quarrying and aggregate production	Ideal for: Recycling, demolition, quarrying and aggregate production	Ideal for: Recycling, demolition, quarrying and aggregate production
Output: 290tph (320 US tph)* Hopper Capacity: 3.3m ³ (4.3 cu. yd) Crusher: 1030mm x 790mm (41" x 31") feed opening Power Unit: Tier 3: Volvo D8 235kW (315hp) Tier 4F/Stage IV: Volvo D8 235kW (315hp) Stage V: Volvo D8 235kW (315hp) Weight: 34,200kg (75,398lbs) - Tier 4F Standard Unit	Output: 320tph (353 US tph)* Hopper Capacity: 6.25m ³ (8.2 cu. yd) Crusher: 1130mm x 800mm (44.5" x 31.5") feed opening Power Unit: Tier 3: CAT C9.3 250kW (335hp) Tier 4F/Stage IV: Scania DC9 257kW (350hp) Stage V: Scania DC9 257kW (350hp) Weight: 38,160kg (84,128lbs) - Tier 4F, Pre-Screen, Bypass Conveyor, Single Pole Magnet, Hopper Extensions	Output: 320tph (353 US tph)* Hopper Capacity: 6.25m ³ (8.2 cu. yd) Crusher: 1130mm x 800mm (44.5" x 31.5") feed opening Power Unit: Tier 3: CAT C9.3 250kW (335hp) Tier 4F/Stage IV: Scania DC9 257kW (350hp) Stage V: Scania DC9 257kW (350hp) Weight: 51,000kg (112,436lbs) - Tier 4F, Pre-Screen, Extended Bypass Conveyor, Single Pole Magnet, Hydraulic Folding Mid Section, 4 High Blow Bars	Output: 480tph (529 US tph) Hopper Capacity: 7.2m ³ (9.4 cu. yd) Crusher: 1270mm x 870mm (50" x 34") Power Unit: Tier 2 Equivalent: Scania DC13 331kW (443hp) Tier 4F: Scania DC13 331kW (443hp) Stage V: Scania DC13 331kW (443hp) Weight: 47,750kg (105,270lbs) - Bypass Conveyor & Hopper Extensions

		
Trakpactor 480SR	Trakpactor 550	Trakpactor 550SR
Ideal for: Recycling, demolition, quarrying and aggregate production	Ideal for: Recycling, demolition, quarrying and aggregate production	Ideal for: Recycling, demolition, quarrying and aggregate production
Output: 480tph (529 US tph) Hopper Capacity: 7.2m ³ (9.4 cu. yd) Crusher: 1270mm x 870mm (50" x 34") Power Unit: Tier 2 Equivalent: Scania DC13 331kW (443hp) Tier 4F: Scania DC13 331kW (443hp) Stage V: Scania DC13 331kW (443hp) Weight: 56,150kg (125,112lbs) - Bypass Conveyor, Hopper Extensions & Twin Pole Magnet	Output: 500tph (550 US tph)* Hopper Capacity: 7m ³ (9.2 cu. yd) Crusher: 1370mm x 911mm (54" x 36") feed opening Power Unit: Tier 3: CAT C13 328kW (440hp) Tier 4F/Stage IV: Scania DC13 368kW (494hp) Stage V: Scania DC13 368kW (494hp) Weight: 57,450kg (126,656lbs) - Tier 4F, Pre-Screen, Bypass Conveyor, Single Pole Magnet, Hopper Extensions	Output: 500tph (550 US tph)* Hopper Capacity: 7m ³ (9.2 cu. yd) Crusher: 1370mm x 911mm (54" x 36") feed opening Power Unit: Tier 3: CAT C13 328kW (440hp) Tier 4F/Stage IV: Scania DC13 368kW (494hp) Stage V: Scania DC13 368kW (494hp) Weight: 72,000kg (158,733lbs) - Tier 4F, Pre-Screen, Bypass Conveyor, Single Pole Magnet, Hopper Extensions, Underpan

CONE RANGE

		
1000 Maxtrak	1000SR	1000E Maxtrak
Ideal for: Secondary and tertiary applications, aggregate production	Ideal for: Secondary and tertiary applications, aggregate production, with post screening capability	Ideal for: Secondary and tertiary applications, aggregate production
Output: 230tph (253 US tph)* Hopper Capacity: 4.4m ³ (5.8 cu. yd) Crusher: 1000 Automax [®] cone crusher with all roller bearing design. Power Unit: Tier 3: CAT C9.3 250kW (335hp) Tier 4F/Stage IV: Scania DC9 257kW (350hp) Stage V: Scania DC9 257kW (350hp) Weight: 31,820kg (70,151lbs) - Tier 4F Standard Unit	Output: 230tph (253 US tph)* Hopper Capacity: 4.4m ³ (5.8 cu. yd) Crusher: 1000 Automax [®] cone crusher with all roller bearing design. Power Unit: Tier 3: CAT C9.3 250kW (335hp) Tier 4F/Stage IV: Scania DC9 257kW (350hp) Stage V: Scania DC9 257kW (350hp) Weight: 40,800kg (89,949lbs) - Tier 4F Standard Unit	Output: 230tph (253 US tph)* Hopper Capacity: 5m ³ (6.5 cu. yd) Crusher: 1000 Automax [®] cone crusher with all roller bearing design. Power Unit (On-Board Generator): Tier 2: Scania DC9 257kW (350hp) Tier 4F/Stage IV: Scania DC9 257kW (350hp) Stage V: Scania DC9 257kW (350hp) Power Unit (Direct Plug In C/W Transport Engine): Tier 3: CAT C4.4 97kW (130hp) Tier 4F/Stage V: CAT C4.4 102kW (137hp) Weight: 45,320kg (99,914lbs) - With Pre-Screen

	
1150 Maxtrak	1300X Maxtrak
Ideal for: Secondary and tertiary applications, aggregate production	Ideal for: Secondary application, Virgin Rock, aggregate production
Output: 300tph (330 US tph)* Hopper Capacity: 6m ³ (7.8 cu. yd) Crusher: 1150 Automax [®] cone crusher with all roller bearing design. Power Unit: Tier 3: CAT C13 328kW (440hp) Tier 4F/Stage IV: Scania DC13 331kW (444hp) Stage V: Scania DC13 331kW (444hp) Weight: 43,000kg (94,799lbs) - Tier 4F Standard Unit	Output: 550tph (551 US tph)* Hopper Capacity: Up 6m ³ (7.8 cu. yd) Crusher: TC1300X Terex Crusher Power Unit: Tier 3: CAT C15 403kW (540hp) Tier 4/Stage V: Scania DC13, 405kW (550hp) Weight: 51,500kg (113,538lbs) - No options

POWERSCREEN SCREENING RANGE

Chieftain Screen Range

The Powerscreen[®] Chieftain range of mobile incline screens are designed for the processing of aggregates and sand. All Chieftain machines are designed to be easily transported, set-up, operated and maintained.

MACHINES IN THIS RANGE INCLUDE:

- Chieftain 1400
- Chieftain 1700X (2 & 3 deck)
- Chieftain 2100X/XE (2 & 3 deck)
- Chieftain 2200 (2 & 3 deck)



Warrior Screen Range

The Powerscreen[®] Warrior range are high capacity, heavy duty, versatile machines capable of screening and separating a wide variety of material in the most difficult and demanding of applications including recycling, aggregates, compost, topsoil, coal, construction and demolition waste and iron ore.

MACHINES IN THIS RANGE INCLUDE:

- Warrior 800
- Warrior 1200
- Warrior 1400X/1400XE
- Warrior 1800X
- Warrior 2100
- Warrior 2100 Spaleck
- Warrior 2100 Single Shaft
- Warrior 2400



Titan Screen Range

The Powerscreen Titan range fulfills the need for a secondary scalper range and provides a cost effective solution in high volume applications where all of the features of the equivalent Warrior model may not be required. Effective in aggregates, biomass, C&D waste & recycling.

MACHINES IN THIS RANGE INCLUDE:

- Titan 600
- Titan 1300
- Titan 2300
- Titan 1800



Horizontal Screening Range



The Powerscreen additional screen range includes models H6203, H6203R and Powertrak 750. The H6203 and H6203R machines are ideal for handling high volumes of sticky materials and are ideally suited to applications such as natural and crushed aggregate whilst the Powertrak 750 is a self-contained high capacity mobile scalping unit.



MACHINES IN THIS RANGE INCLUDE:

- Horizon 6203
- Horizon 6203R
- Powertrak 750



CHIEFTAIN SCREEN RANGE

	
<p>Chieftain 1400 (2 deck)</p> <p>Ideal for: Fine screening, crushed rock, sand and gravel, recycling applications</p> <p>Output: 400tph (441 US tph)*</p> <p>Hopper Size: 5.35m³ (7.1 cu. yd)</p> <p>Screenbox: 3.3m x 1.5m (11' x 5')</p> <p>Power Unit: Tier 3: CAT C4.4 83kw (111hp) Tier 4F/Stage IV: CAT C4.4 82kW (110hp) Stage V: CAT C4.4 102kW (137hp)</p> <p>Weight: 24,970kg (55,049lbs)</p> <p>Available with Dual Power</p>	<p>Chieftain 1700X (2 & 3 deck)</p> <p>Ideal for: Fine screening, crushed rock, sand and gravel, recycling applications</p> <p>Output: 500tph (551 US tph)*</p> <p>Hopper Size: 5.35m³ (7.1 cu. yd)</p> <p>Screenbox: 4.8m x 1.5m (16' x 5')</p> <p>Power Unit: Tier 3: CAT C4.4 77kw (103hp) Tier 4F/Stage IV: CAT C4.4 82kW (110hp) Stage V: CAT C4.4 102kW (137hp)</p> <p>Weight: 30,516kg (67,276lbs)</p> <p>(Data above is for a 3 Deck unit - 2 Deck unit may be different) Available with Dual Power</p>

	
<p>Chieftain 2100X/XE (2 & 3 deck)</p> <p>Ideal for: Fine screening, crushed rock, sand and gravel, recycling applications</p> <p>Output: 600tph (661 US tph)*</p> <p>Hopper Size: 6.9m³ (9 cu. yd)</p> <p>Screenbox: 6.1m x 1.55m (20' x 5')</p> <p>Power Unit: Tier 3: CAT C4.4 97kw (130hp) Tier 4F/Stage IV: CAT C4.4 98kW (131hp) Stage V: CAT C4.4 102kW (137hp)</p> <p>Power Unit XE (Requires an external power supply - engine for track & fold only): Tier 3: CAT C4.4 45kw (60hp) Tier 4F/Stage IV: CAT C2.2 55kW (74hp) Stage V: CAT C2.2 55kW (74hp)</p> <p>Weight: 37,400kg (82,453lbs)</p> <p>(Data above is for a 3 Deck unit - 2 Deck unit may be different) Available with Dual Power</p>	<p>Chieftain 2200 (2 & 3 deck)</p> <p>Ideal for: Fine screening, crushed rock, sand and gravel, recycling applications</p> <p>Output: 700tph (772 US tph)*</p> <p>Hopper Size: 6.9m³ (9 cu. yd)</p> <p>Screenbox: 6.7m x 1.55m (22' x 5')</p> <p>Power Unit: Tier 3: CAT C4.4 97kw (130hp) Tier 4F/Stage IV: CAT C4.4 98kW (131hp) Stage V: CAT C4.4 102kW (137hp)</p> <p>Weight: 39,500kg (87,093lbs)</p> <p>(Data above is for a 3 Deck unit - 2 Deck unit may be different) Available with Dual Power</p>

WARRIOR SCREEN






			
<p>Warrior 800</p> <p>Ideal for: Heavy duty screening, blasted or crushed rock, river gravel, C&D waste, recycling applications</p> <p>Output: 280tph (308 US tph)*</p> <p>Hopper Size: 4.7m³ (6.15 cu. yd)</p> <p>Screenbox: 2.77m x 1.22m (9' 1" x 4')</p> <p>Power Unit: Tier 3: Deutz TD 2011 49.4kw (66.2hp) Tier 4F/Stage IV: CAT C3.4 55kW (74hp) Stage V: CAT C2.2 55kW (74hp)</p> <p>Weight: 16,700kg (36,817lbs)</p>	<p>Warrior 1200</p> <p>Ideal for: Heavy duty screening, blasted or crushed rock, river gravel, C&D waste, recycling applications</p> <p>Output: 300tph (330 US tph)*</p> <p>Hopper Size: 5m³ (6.5 cu. yd)</p> <p>Screenbox: 3.68m x 1.17m (12' x 4')</p> <p>Power Unit: Tier 3: Deutz TD 2011 49.4kw (66.2hp) Tier 4F/Stage IV: Deutz TD 2.9 54kW (72.4hp) Stage V: Deutz TD 2.9 54kW (72.4hp)</p> <p>Weight: 17,150kg (37,809lbs)</p>	<p>Warrior 1400X/XE</p> <p>Ideal for: Heavy duty screening, blasted or crushed rock, river gravel, C&D waste, recycling applications</p> <p>Output: 500tph (551 US tph)*</p> <p>Hopper Size: 7m³ (9.2 cu. yd)</p> <p>Screenbox: 3.6m x 1.37m (11' 10" x 4' 6")</p> <p>Power Unit (1400X): Tier 3: CAT C4.4 90kw (121hp) Tier 4F/Stage IV: CAT C4.4 82kW (110hp) Stage V: CAT C4.4 102kW (137hp)</p> <p>Power Unit (1400XE - C/W On-Board Generator): Tier 3: CAT C4.4 85kw (114hp) Tier 4F/Stage IV: CAT C4.4 82kW (110hp) Stage V: CAT C4.4 102kW (137hp)</p> <p>Power Unit (1400XE - Requires an external power supply - engine for track & fold only): Tier 4F / Stage V: CAT C2.2 55kw (74hp)</p> <p>Weight: 27,600kg (60,848lbs) - 1400X</p>	<p>Warrior 1800X</p> <p>Ideal for: Heavy duty screening, blasted or crushed rock, river gravel, C&D waste, recycling applications</p> <p>Output: 625tph (689 US tph)*</p> <p>Hopper Size: 7m³ (9.2 cu. yd)</p> <p>Screenbox: 4.88m x 1.56m (16' x 5')</p> <p>Power Unit: Tier 3: CAT C4.4 90kw (121hp) Tier 4F/Stage IV: Deutz 3.6 92kW (123hp) Stage V: Deutz 3.6 92kW (123hp)</p> <p>Weight: 35,000kg (77,162lbs)</p> <p>Available with Dual Power</p>
			
<p>Warrior 2100 Single Shaft</p> <p>Ideal for: Heavy duty screening, blasted or crushed rock, river gravel, C&D waste, recycling applications</p> <p>Output: 625tph (689 US tph)*</p> <p>Hopper Size: 7m³ (9.2 cu. yd)</p> <p>Screenbox: 4.88m x 1.56m (16' x 5' 1")</p> <p>Power Unit: Tier 3: CAT C4.4 97kw (130hp) Tier 4F/Stage IV: CAT C4.4 98kW (131hp) Stage V: CAT C4.4 102kW (137hp)</p> <p>Weight: 34,860kg (76,853lbs)</p> <p>Available with Dual Power</p>	<p>Warrior 2100 Spaleck</p> <p>Ideal for: Heavy duty screening, blasted or crushed rock, river gravel, C&D waste, recycling applications</p> <p>Output: 625tph (689 US tph)*</p> <p>Hopper Size: 7m³ (9.2 cu. yd)</p> <p>Screenbox: 4.88m x 1.56m (16' x 5' 1")</p> <p>Power Unit: Tier 3: CAT C4.4 97kw (130hp) Tier 4F/Stage IV: CAT C4.4 98kW (131hp) Stage V: CAT C4.4 102kW (137hp)</p> <p>Weight: 34,300kg (75,619lbs)</p> <p>Available with Dual Power</p>	<p>Warrior 2100</p> <p>Ideal for: Heavy duty screening, blasted or crushed rock, river gravel, C&D waste, recycling applications</p> <p>Output: 700tph (772 US tph)*</p> <p>Hopper Size: 7m³ (9.2 cu. yd)</p> <p>Screenbox: 4.88m x 1.56m (16' x 5' 1")</p> <p>Power Unit: Tier 3: CAT C4.4 97kw (130hp) Tier 4F/Stage IV: CAT C4.4 98kW (131hp) Stage V: CAT C4.4 102kW (137hp)</p> <p>Weight: 37,620kg (82,938lbs)</p> <p>Available with Dual Power</p>	<p>Warrior 2400</p> <p>Ideal for: Heavy duty screening, blasted or crushed rock, river gravel, C&D waste, recycling applications</p> <p>Output: 800tph (882 US tph)*</p> <p>Hopper Size: 10m³ (13 cu. yd)</p> <p>Screenbox: 6.1m x 1.93m (20' x 6' 4")</p> <p>Power Unit: Tier 3: CAT C7.1 151kw (202hp) Tier 4F/Stage IV: CAT C7.1 151kW (202hp) Stage V: CAT C7.1 151kW (202hp)</p> <p>Weight: 44,600kg (98,326lbs)</p> <p>Available with Dual Power</p>

*Depends on application

TITAN RANGE

			
Titan 600	Titan 1300	Titan 1800	Titan 2300 
Ideal for: Secondary screening & recycling / biomass applications.	Ideal for: Secondary screening & recycling / biomass applications	Ideal for: Secondary screening & recycling / biomass applications	Ideal for: Secondary screening & recycling / biomass applications
Output: 280tph (308 US tph)* Hopper Size: 3m ² (3.9 cu. yd) Screenbox: 2.49m x 1.17m (8' 2" x 3' 10") Power Unit: Tier 3: Deutz TD 2011 36.4kw (48.8hp) Tier 4F/Stage IV: Deutz TD 2.9 42kW (56.3hp) Stage V: Deutz TD 2.9 45kW (60hp) Weight: 12,780kg (28,175lbs)	Output: 350tph (386 US tph)* Hopper Size: 5m ² (6.5 cu. yd) Screenbox: 4.1m x 1.22m (13' 6" x 4') Power Unit: Tier 3: CAT C4.4 62kw (83hp) Tier 4F/Stage IV: CAT 3.4 55kW (74hp) Stage V: CAT C2.2 55kW (74hp) Weight: 20,750kg (45,745lbs)	Output: 600tph (661 US tph)* Hopper Size: 6.8m ² (8.9 cu. yd) Screenbox: 4.87m x 1.53m (16' x 5') Power Unit: Tier 3: CAT C4.4 ATAAC 83 kW (111hp) Tier 4F/Stage IV: CAT C4.4 82 kW (110hp) Stage V: CAT C4.4 102 kW (137hp) Weight: 31,500kg (69,446lbs) Incline Apron	Output: 700tph (771 US tph)* Hopper Size: 6.2m ² (8.1 cu. yd) Screenbox: 6.1m x 1.83m (20' x 6') Power Unit: Tier 4F/Stage IV: CAT 4.4 129kW (173hp) Stage V: CAT 4.4 129kW (173hp) Weight: 37,000kg (81,571lbs) Available with Dual Power

HORIZONTAL SCREENING RANGE

		
Horizon 6203 	Horizon 6203R 	Powertrak 750
Ideal for: High volumes of sticky material, scalping applications, natural and crushed aggregates	Ideal for: High volumes of sticky material, scalping applications, natural and crushed aggregates	Ideal for: High volumes of sticky material, scalping applications, natural and crushed aggregates
Output: 800tph (881 US tph)* Hopper Size: 8.2m ² (10.72 cu. yd) Screenbox: 6.1m x 1.93m (20' x 6' 4") Power Unit: Tier 3: CAT C7.1 151kw (202hp) Tier 4F/Stage IV: CAT C7.1 151kW (202hp) Stage V: CAT C7.1 151kW (202hp) Weight: 46,700kg (102,955lbs) Available with Dual Power	Output: 800tph (881 US tph)* Hopper Size: 4.33m ² (5.67 cu. yd) Screenbox: 6.1m x 1.93m (20' x 6' 4") Power Unit: Tier 3: CAT C7.1 151kw (202hp) Tier 4F/Stage IV: CAT C7.1 151kW (202hp) Stage V: CAT C7.1 151kW (202hp) Weight: 45,000kg (99,208lbs) Available with Dual Power	Output: 600tph (660 US tph)* Hopper Size: 5m ² (6.5 cu. yd) Hopper & Vibrating Grid: Feed opening with wing plates: 4.41m (14' 6") Power Unit: Tier 3: Deutz D914 L04 53kW (71hp) Tier 4F/Stage IV: CAT C2.2 50kW (67hp) Stage V: CAT C2.2 50kW (67hp) Weight: 19,000kg (41,888lbs)

*Depends on application



POWERSCREEN TROMMEL RANGE

Phoenix Range

Powerscreen trommel screens are extremely efficient in separating soil, compost, waste, aggregates, C&D, woodchip and many other materials. The rotating drum creates a tumbling action which is optimal for the separation of difficult materials. Easy drum changes, radial stacking conveyors and durable components ensure these trommels are a versatile & reliable solution.

MACHINES IN THIS RANGE INCLUDE:

- Phoenix 1600 Wheeled
- Phoenix 1600 Tracked
- Phoenix 2100
- Phoenix 3300



PHOENIX RANGE



Phoenix 1600 Wheeled

Ideal for: Compost, top soil, C&D waste and woodchip

Hopper Size: 4.3m³ (5.6 cu. yd)
Drum Size: Length: 4.9m (16'), Diameter: 1.54m (5')
Screening Area: 19m² (205ft²)
Power Unit:
 Tier 3: CAT C4.4 97kw (130hp)
 Tier 4F/Stage IV: CAT 4.4 82kW (110hp)
 Stage V: CAT C4.4 102kW (137hp)
Weight: 18,000kg (39,700lbs)

Phoenix 1600 Tracked

Ideal for: Compost, top soil, C&D waste and woodchip

Hopper Size: 4.3m³ (5.6 cu. yd)
Drum Size: Length: 4.9m (16'), Diameter: 1.54m (5')
Screening Area: 19m² (205ft²)
Power Unit:
 Tier 3: CAT C4.4 97kw (130hp)
 Tier 4F/Stage IV: CAT 4.4 82kW (110hp)
 Stage V: CAT C4.4 102kW (137hp)
Weight: 21,100kg (46,500lbs)



Phoenix 2100

Ideal for: Compost, top soil, C&D waste and woodchip

Hopper Size: 5.6m³ (7.4 cu. yd)
Drum Size: Length: 6.45m (21' 2"), Diameter: 1.94m (6' 4")
Screening Area: 29.3m² (316ft²)
Power Unit:
 Tier 3: CAT C7.1 151kw (202hp)
 Tier 4F/Stage IV: CAT 4.4 129kW (173hp)
 Stage V: CAT C4.4 129kW (173hp)
Weight: 27,500kg (60,627lbs)

Note - may not be road legal in all regions

Phoenix 3300

Ideal for: Compost, top soil, C&D waste and woodchip

Hopper Size: 7.8m³ (10.2 cu. yd)
Drum Size: Length: 9.31m (30' 6"), Diameter: 2.32m (7' 6")
Screening Area: 52m² (560ft²)
Power Unit:
 Tier 3: CAT C7.1 151kw (202hp)
 Tier 4F/Stage IV: CAT 4.4 129kW (173hp)
 Stage V: CAT C4.4 129kW (173hp)
Weight: 37,500kg (82,673lbs)

Note - may not be road legal in all regions



RECORD, DISPLAY AND ANALYSE DATA: HIGH EFFICIENCY THROUGH PRECISE INFORMATION

- Available online anywhere and at any time: comprehensive information on the GPS location, start and stop times, fuel consumption, tonnages, cone settings, wear ratings, operating hours, maintenance status, and much more.
- User-friendly interface: displays information clearly for at a glance metrics and diagnostics. Take action before damage occurs: predetermined maintenance intervals are signaled and error messages are displayed in plain text messages.



AVAILABLE ANYWHERE AND AT ANY TIME

- PC
- Tablet
- Smartphone
- Customised notifications

DASHBOARD DISPLAY

- Color display of the engine speed, coolant temperature and hydraulic oil temperature as a circular instrument
- Immediate notification of critical statuses

MACHINE OVERVIEW

- The status of each machine at a glance (on / off / idle, error message etc.)
- Faults are immediately located and relayed
- Accurate and up-to-date output production tonnages

UTILISATION REPORT

- Display of load, idle, and total service life (daily, weekly, or monthly)
- Export available in common formats for data compiling
- Useful for application and fleet planning

GPS: MACHINE TRACKING

- Get precise location information and precise application planning
- Geofencing: limiting the range of movement
- Timefencing: limiting operational timings

MACHINE DATA

- Detailed display of the current operating data of the machines
- You can take action immediately for adverse operating statuses
- Support for service engineers

FUEL CONSUMPTION REPORT

- Generates accurate fuel cost per tonne information
- Under load, idle, and total service life of the machines (daily, weekly, or monthly)
- Support for economic efficiency analysis and for determining saving potential

CONE CRUSHER SPECIFIC REPORTING

- Displays Closed Side Settings (CSS)
- Displays wear rates
- Displays number of tramps



www.powerscreen.com

PREMIER

POWERSCREEN

POWERSCREEN CONTACT DETAILS

Dungannon

200 Coalisland Road, Dungannon,
Co Tyrone, BT71 4DR, Northern Ireland
Tel: +44 (0) 28 87 718 500

Louisville

11001 Electron Drive,
Louisville, Kentucky, 40299 USA
Tel: +1 502 736 5200

CONNECT WITH US

 @powerscreenofficial

 @powerscreen

 @powerscreenofficial

 @powerscreen

 @powerscreenofficial

www.powerscreen.com

Email: mail@powerscreen.com

The material in this document is for information only and is subject to change without notice.

Powerscreen assumes no liability resulting from errors or omissions in this document, or from the use of the information contained herein. Due to continual product development we reserve the right to change specifications without notice. Product performance figures given in this brochure are for guidance purposes only, this information does not constitute an expressed or implied warranty or guarantee. Results will vary depending on conveyor settings, feed source and types of material being processed.

Images are for illustrative purposes only, some or all of the machines in the illustrations may be fitted with optional extras. Please check with your Dealer for details on optional extras.

Powerscreen® is a registered trademark of Terex GB Limited in the United States of America and many other countries. Copyright 2025 Terex GB Limited. Published and Printed in March 2025 All machines are CE Approved.

