

# POWERSCREEN® PULSE



## REMOTE MONITORING SYSTEM ADVANCED FLEET MANAGEMENT

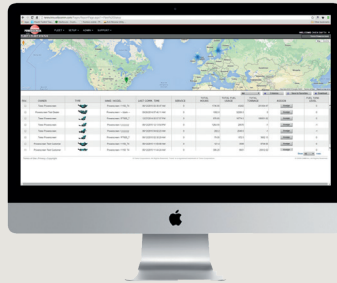
EVERYTHING AT A GLANCE:  
OPERATING DATA • MACHINE STATUS • GPS LOCATION





## FLEET OVERVIEW

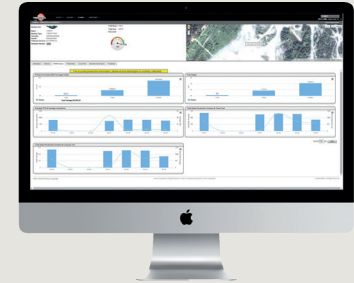
- The status of each machine at a glance (on/off/idle/error message etc.)
- Comprehensive information on the GPS location.
- Customisable interface to display the information that's important to you.
- Customisable date range.
- Immediate notification of critical statuses.



## PERFORMANCE

- Generates accurate & up-to-date output production tonnages.\*
- Accurate fuel cost per ton information.
- Support for economic efficiency analyses, to easily identify potential savings.

\*Production tonnage information available only when machine has been supplied with Powerscreen factory fitted optional belt weigher system. Please contact your local distributor for information on ordering the belt weigher system.



## UTILISATION

- Display of time spent working vs time spent tracking or idling (daily, weekly or monthly).
- Export available in common formations for data compiling (JPEG, PDF, PNG).
- Useful for application and fleet planning.
- Monitor and increase overall machine utilisation.

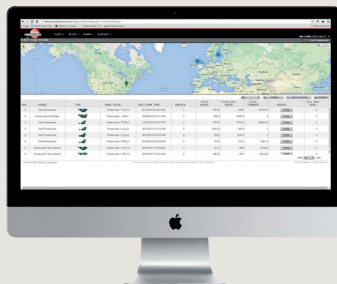


## CHAMBER DATA

- Current set gap setting and set gap history.
- Remetal history.
- Detailed wear history data allowing you to anticipate and plan for remetals.
- Set zero history.
- Tramp counts.

## ALARMS

- Faults are immediately located and relayed, allowing you to employ preventative maintenance and avoid costly down-time.
- General mentioning of machine health.
- More accurate fault diagnosis.
- Better utilisation of service engineers.



## GEOFENCING

- Alerts if machine leaves a pre-determined area.
- Time fencing capability for alerts if machine operates outside preset times.

